



**SUNRISE**<sup>®</sup>  
WINDOWS & DOORS

*The Difference is Clear!*<sup>SM</sup>

Beauty, comfort and craftsmanship to make

**YOUR HOME, UNIQUELY YOU**



With every sunrise comes

# A WHOLE NEW WORLD TO SEE



“

Our new Sunrise Windows are providing everything we desired — a beautiful lifestyle enhancement, uncompromising quality, comfort, peace of mind, and security. They're a great home investment.

”





# A world where potential, performance and perfection meet.

Lifestyle living is all about you, taking into account everything about the home you live in, from architectural styling to window and door selection. Regardless of your personal preference from Traditional to Contemporary to Rustic — there are no compromises in beauty and performance with Sunrise Windows.

**OUR GOAL:** Help you create an environment that is uniquely you through beauty, comfort and craftsmanship.



## BEAUTY

YOU CAN CUSTOMIZE

- Window Styles
- Patio Doors
- Decorative Glass
- Grids & Simulated Divided Lites
- Interior Finishes
- Hardware Options
- Madera Trim
- Exterior Colors
- Brickmould & Full Frame



## COMFORT

FOR WHERE YOU LIVE

- Industry Ratings & Efficiency
- Glass Package Options
- Interior Low-E Glass
- Noise Reduction Glass
- Blinds & Convenience Options



## CRAFTSMANSHIP

TO LAST A LIFETIME

- Lifetime Non-Prorated Transferrable Sunrise Warranty



# DOUBLE HUNG



- » **Minimal maintenance and easy operation with tilt-in feature**, contoured lift-rails and pre-tensioned, dual pulley Block & Tackle balance system
- » **Advanced, triple weather-stripping seals** for top efficiency performance
- » **Polyurethane window frame insulation** provides added comfort and the ultimate in energy efficiency
- » **Coved interior glazing bead** for added elegance
- » **Added security** with recessed pick resistant locks
- » **Extruded aluminum screen frame** with heavy-duty aluminum corner reinforcements for years of worry-free performance



- » **Double contoured narrow-line window design** to emulate the look of traditional wood-frame windows

# SINGLE HUNG



- » **Similar interior appearance to the Double Hung window**, with coved interior glazing bead and recessed locks, but only one movable sash
- » **Lower sash offers tilt-in feature**, contoured lift-rails and pre-tensioned, dual pulley Block & Tackle balance system
- » **Advanced, triple weather-stripping seals** maximize efficiency
- » **Extruded aluminum screen frame** with heavy-duty aluminum corner reinforcements for years of worry-free performance



SUNRISE DOUBLE HUNG WINDOW



COMPETITOR'S VINYL DOUBLE HUNG WINDOW

Sunrise Windows offer  
**UP TO 27% MORE VIEWING AREA**  
 than other vinyl replacement windows.





“

We chose Sunrise Windows to replace all of the windows in our 30 year old house in 2013. My husband did a lot of research before making his decision. We love them. We especially like the narrower frames that they have, allowing much less obstruction of your view.

”





- » **Coved interior glazing bead** for traditional design lines
- » **Polyurethane window frame insulation** provides added comfort and the ultimate in energy efficiency
- » **Lift-out sliders with dual brass rollers** featuring a stainless steel axle for years of worry-free performance
- » Enjoy added peace of mind with **recessed pick-resistant locks**
- » Standard Sliding windows provide **easy, lift-out sashes**
- » **Three-section configurations** available in both lift-out and tilt-in operation styles



Sliding Window **Features**

- 1 » Optional tilt-in sash** offers added efficiency, and can be easily cleaned from inside your home
- 2 » Night latches**, when engaged, extend out from the frame to provide a barrier that affords extra security when the windows are opened slightly for ventilation
- 3 » When closed**, the recessed (and color coordinated) latches are practically undetectable on the window frame

Every Sunrise Window is **CUSTOM CRAFTED IN THE U.S.A.** and shipped by our fleet across North America.







“

The windows are beautiful and so well made. They were in the home when we purchased it last year; and it was an important factor for why we purchased the home.

”

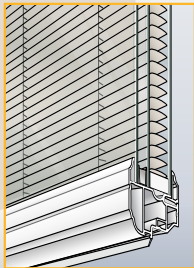




# CASEMENT



- » One of the industry's **lowest air infiltration rates**
- » 1 3/8" overall triple glazed insulated **high performance glass package option available**
- » **Stepped internal and contoured external** design maximizes the beauty while minimizing the appearance of the frame and sash
- » **Low profile, single-lever locking handle** controls up to three locking points for added security
- » **Squareness ensured** through adjustable hinge system
- » **Dual weather-stripping system** with compression and primary weather seals protects against drafts



- » **Optional deeper performance sash** allows for the combination of Energy Star qualifying glass system with SunBlinds™


# AWNING



- » Optional 1 3/8" overall triple glazed insulated **high performance glass package**
- » **Contoured external design and stepped internal** and maximizes the beauty while minimizing the appearance of the frame and sash
- » **Added security via two low-profile, locking handles** which control a single point lock bar
- » **Squareness ensured** through adjustable hinge system
- » **Dual weather-stripping system** with compression and primary weather seals protects against drafts
- » One of the industry's **lowest air infiltration rates**

BEAUTY YOU CAN CUSTOMIZE

Sunrise's slim-line Casement and Awning window design **DELIVERS NOTICEABLY GREATER GLASS AREA** than any competitor.



SUNRISE CASEMENT WINDOW



COMPETITOR'S VINYL CASEMENT WINDOW





“

I bought my windows... over 15 years ago, and they still look great. Whenever I needed a part (which wasn't very often) they were just a phone call away. Great people and great service, can't say enough.

”





- » **Bow Window** designed with **3, 4, 5 or 6 equal lites**, all set at 10° angles, for versatile window design
- » **High quality seatboards, headboards and side panels** are manufactured from furniture grade 1 1/8" thick oak veneer plywood (versus typical 3/4" thick plywood)
- » **Bay Window** consists of **3 lites**, with side windows configured at 30° or 45° angles
- » **Optional woodgrain laminates** eliminate the need to paint or stain the interior, while providing easier maintenance and greater durability



- » **An anti-water penetration system** (installed between frame and seatboard) helps protect home against water and moisture damage

PROJECTED FRAME



- » **Custom sized Projected Frame windows can be built with virtually any type of window**, any glass design, and color combination in order to give your room a beautiful view
- » **High quality seatboards, headboards and side panels** manufactured from furniture grade 1 1/4" thick oak veneer plywood versus typical 3/4" thick plywood
- » **Optional surface laminates**, available in select woodgrain finishes or Painters White, eliminate the need to paint or stain the window's interior



Sunrise Bay, Bow, and Projected Frame windows can be constructed with optional **LAMINATE SURFACE TREATMENTS** that add beauty and durability to the interior.





“

I had all of my windows replaced with Sunrise Windows and 14 years later they are still looking new, no leaks and they installed them perfectly.


”





- » **Ideal window space for growing plants** and flowers, or just show casing your collectables
- » **Easy to reach handle with two fully operational trapezoids** for worry-free ventilation
- » **Sashes that open** away from your home
- » **Adjustable height glass shelf** is standard
- » **Single or double insulated seat boards** are available
- » **Woodgrain laminate interior** available (see previous page for options)

» **Solid surface seat board** options available



SPECIALTY SHAPES



- » **Can be configured** with various, operational windows and/or patio doors
- » **Standard geometric shapes** include:
  - Full Circle
  - Circle Top (with or without Extended Leg)
  - Eyebrow (with or without Extended Leg)
  - Ellipse (with or without Extended Leg)
  - Octagon
  - Trapezoid
  - Pentagon
  - Quarter Round
  - Triangle
  - Architectural Single Hung
- » **Custom sizes and shapes** available

Add distinctive style and undeniable curb appeal with **GEOMETRIC & ARCHITECTURAL WINDOWS.**







“

The quality is top notch!!! Their employees take extreme pride in their work and they themselves expect 100% from each other.

”







- » **Polyurethane insulation** for superior energy efficiency
- » **Three-point locking system** provides greater security
- » **Optional ventilation/dead bolt** foot-lock available
- » **Exclusive full-length interlock** for easy, unhampered operation
- » **Quad seal weather-stripping** offers double protection over the industry standard
- » **Three architectural hardware** and two standard hardware finish options available




» **Available in configurations up to 12 feet wide**, where center section slides and the two end panels are stationary



### Sliding Door Construction

- 1** » **FiberCore™ Structural Meeting Rail** featuring clash-free interlock and UltraCore™ insulation
- 2** » **Galvanized steel lock stile reinforcement** increases structural strength and resistance to thermal deflection
- 3** » **Twin, tandem, oversized steel rolling system** (1 ½" diameter wheels) for a lifetime of undisturbed operation
- 4** » **Top hung screen** provides smooth, trouble-free operation with no hang-ups



### Door Hardware Finish Options

- » OIL-RUBBED BRONZE (OPTIONAL)
- » ANTIQUE BRASS (OPTIONAL)
- » WHITE (OPTIONAL)
- » BRUSHED NICKEL (STANDARD)
- » FOREVER FINISH BRASS (STANDARD)



Every Sunrise Sliding Patio Door incorporates a concealed **THREE-POINT LOCKING SYSTEM** for added security.






“

We had a sliding glass door and two large windows installed about three years ago and have had no problems. They were installed in no time. Our Consumers Energy (electric) bill has went down since we had them installed.

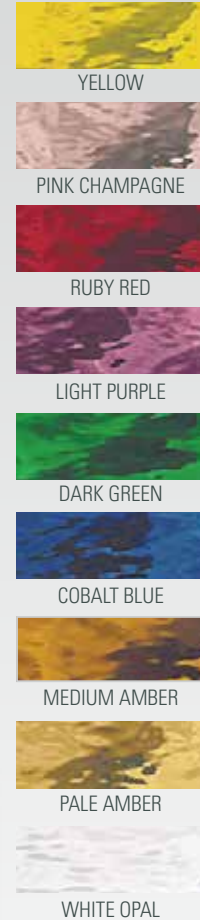
”



# Designer Art Glass




## Designer Glass Color Options



## Designer Glass Pattern Options



## Designer Glass Caming Options



Choose a standard Sunrise leaded glass design, then specify any combination of **COLORED & PATTERNED GLASS** to craft a window that is uniquely you.

(note: only non-beveled areas can be customized)





# Decorative Grids & Grooves

## Grids **Between the Glass**

You're the décor connoisseur, with grid options that give you that extra detail to enhance your window viewpoint. Sunrise Windows offer you a variety of the distinct grid styles shown below.



STANDARD COLONIAL



GEORGIAN COLONIAL



PENCIL



STANDARD DIAMOND



Instead of grids between the glass, choose **Simulated Divided Lites** to maintain your home's classic character. Have all the advantages of premium-performing windows with thermally efficient insulating glass, plus the timeless beauty of grids on both the interior and exterior panes of glass. Simulated Divided Lites are available in all offered color combinations.


## V-Groove Glass Styles



FLORENTINE



MARQUIS



DOUBLE PRAIRIE



TUDOR



SINGLE PRAIRIE



COLONIAL



## Simulated Meeting Rails

Casement windows are known for offering greater structural performance, industry-leading efficiency, smaller egress-appropriate unit sizes, and more viewing area — but with a somewhat plain appearance. Simulated Meeting Rails allow you to enjoy all the great features of a Casement or Awning window, while keeping the classic look of a Double Hung.



Get the look you want. Choose from an assortment of **SIMULATED MEETING RAIL DESIGNS** to make your Casement or Awning window match your home's style.

# Interior Finishes

## Interior Finish Options

The interior of your window or sliding patio door impacts the way your room looks and feels. Consider warming your living space with an elegant woodgrain, or choose the clean and classic look of our true Painter's White.



PROVINCIAL OAK WOODGRAIN



GOLDEN OAK WOODGRAIN



PAINTER'S WHITE



BRAZILIAN PECAN WOODGRAIN



ENGLISH WALNUT WOODGRAIN



NORWEGIAN MAPLE WOODGRAIN



TAN



COLONIAL CHERRY WOODGRAIN

## Window Hardware Style & Finish Options



DOUBLE HUNG & SLIDER LOCK



WHITE (STANDARD)



OIL-RUBBED BRONZE (OPTIONAL)



TAN (STANDARD)



BRUSHED NICKEL (OPTIONAL)




CASEMENT & AWNING HANDLE



PONTIAC GOLD (STANDARD)



ANTIQUe BRASS (OPTIONAL)



Sunrise offers a range of standard neutral and **ARCHITECTURAL HARDWARE** finishes to customize both window and doors.

(note: some finish choices vary between products)



# Madera™ Premium Interior Trim

## Top-Quality Trim, No Carpenter Required

Madera™ Premium Interior Trim can completely transform your room, showcasing your new windows and replacing your worn and weathered existing trim. Madera™ is fabricated from solid, furniture-quality oak or maple; it is factory finished to match your window or decor; and it arrives pre-assembled to the exact dimension of your opening for fast, no-hassle installation.

### Casing Profiles



COLONIAL



FLAT



FLAT WITH BACKBAND



RANCH



COLONIAL IN STOOL AND APRON



FLAT WITH BACKBAND IN STOOL AND APRON



FLAT IN STOOL AND APRON



RANCH IN PICTURE FRAME

### Trim Styles

When choosing your trim profile, consider what you have currently, taking note of your home's architectural features, and select the trim option best suited to your style and decor. Adding a Stool and Apron option to your windows gives your home a more traditional look while a Picture Frame design may work better in more modern decor applications.



STOOL AND APRON



PICTURE FRAME

### Stain & Finish Options



BRAZILIAN PECAN



ENGLISH WALNUT



COLONIAL CHERRY




PROVINCIAL OAK



GOLDEN OAK



NORWEGIAN MAPLE



PAINTER'S WHITE



UNFINISHED OAK



UNFINISHED MAPLE



PRIMED

Get professional-quality, solid-wood trim without having to hire a finish carpenter by adding **MADERA PREMIUM INTERIOR TRIM** options to your Sunrise Window selection.

# Exterior Finishes

## Exterior Color Options

Sunrise offers seventeen standard exterior colors options, available in a textured Painted (P) or smooth Vinyl Capstock (C) finish. To match existing trim, complement shutters of a distinctive color, or to coordinate with other unique architectural features custom color matching, Sunrise can also develop a custom paint color to achieve any desired look. An Authorized Sunrise Dealer can provide complete custom paint details.



ANTIQUE RED (P)



ROYAL BROWN (P)



MAIZE (P)



ANTIQUE BROWN (P)



VINTAGE LINEN (P)



FOREST GREEN (P)



BLACK (P)



PEBBLE (P)



IRON ORE (P)



SLATE (P)



MYSTIC GRAY (P)



SABLE (P)



COMMERCIAL BROWN (P)



TAN (C, P)



EARTHTONE (C, P)



SANDSTONE (C, P)



PAINTER'S WHITE (C, P)



CUSTOM (P)

Since exterior painted colors have a textured finish, mixing painted units on the same order with capstock units is not recommended. Colors may vary from actual finishes due to the printing process of this brochure.

Add a personal touch to your home's exterior by specifying a **CUSTOM PAINTED EXTERIOR FINISH** on your Sunrise Windows and matching vinyl brickmould.



# Exterior Brickmould

## Low-Maintenance, High-Quality Brickmould

Replacing your windows and leaving the aging, wooden brickmould can leave your home looking worn and dated. Sunrise's vinyl brickmould options are a long-lasting, low-maintenance way to enhance the beauty and curb appeal of your home.



\*Some angle/curve limitations may apply.

## Brickmould Profiles



1" FLAT WITH 1/16" CUTBACK



1 1/2" CONTOURED WITH 1/4" CUTBACK



2" CONTOURED WITH 1/2" CUTBACK



2 1/4" CONTOURED WITH 2" CUTBACK

Multiple brickmould profiles allow for virtually all traditional brickmould applications with no exposed fasteners, providing a crisp curb appeal to the appearance of your home. Sunrise offers brickmould applications from 1" to 2 1/4"; available in a sloped "picture-frame" configuration for water drainage and maintenance freedom. For a more traditional style, our 2" milled brickmould profile is available in a sill nose configuration.



Additionally, Sunrise has an optional system solution available if your home has both frame problems needing to be addressed or replaced. Full Frame Replacement will restore structural integrity, raise energy efficiency, and reclaim the architectural beauty of the home.



Taking window replacement one step further, **FULL FRAME REPLACEMENT** swaps out the entire frame of the window opening increasing your view by up to 34%.



## COMFORT for Where You Live

### Designed to Perform

Sunrise Windows have been tested, qualified, and certified by two of the industry's most cited and consumer-focused laboratory programs for energy efficiency and air infiltration ratings:

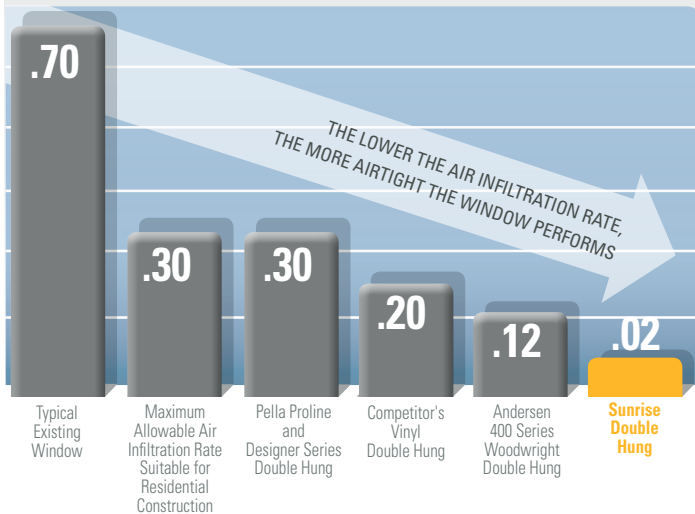
- » **ENERGY STAR** [[www.energystar.gov](http://www.energystar.gov)] is a United States Government supported program dedicated to helping consumers protect the environment through investment in the most energy-efficient products on the market.
- » **National Fenestration Rating Council (NFRC)** [[www.nfrc.org](http://www.nfrc.org)] provides five separate test ratings in order to help consumers compare the performance characteristics of different brands of windows and doors. These five ratings are featured on the NFRC Energy Performance Label affixed to every window we supply.

Sunrise Windows exceed ENERGY STAR's performance guidelines for every climate zone in the country. Sunrise Windows also tests all of their products to the exacting standards of the NFRC and the American Architectural Manufacturers Association [[www.aamanet.org](http://www.aamanet.org)].

### Air Tight Construction

Air infiltration causes cold drafts and temperature differences within a room. When air infiltration is an issue, heat loss in the winter and heat gain in the summer can become a major concern. Sunrise Windows have some of the industry's lowest air infiltration rates. Our triple weatherstrip barrier provides 50% more weather-stripping than other windows, providing greater protection and increasing whole home efficiency.

### AIR INFILTRATION RATINGS



With a constant 25 mile per hour wind, this test shows how many cubic feet of air infiltrates through each square foot of the window each minute. Results are from Pella Product Guide Specification 2008, and Andersen 2009 Performance Standards. Sunrise Double Hung results from April 2016 testing.

### Energy Efficient Insulation

Sunrise Windows (made with environmentally friendly, polyurethane-insulated extrusions) provide twice the R-factor of competitor's vinyl foam filled windows. Sunrise Windows are constructed using energy-efficient, pure virgin uPVC that helps in keeping your home insulated.



Fourteen leaky 28" by 48" windows throughout a home can be responsible for air infiltration **EQUIVALENT TO REMOVING AN ENTIRE WINDOW** from its rough opening!

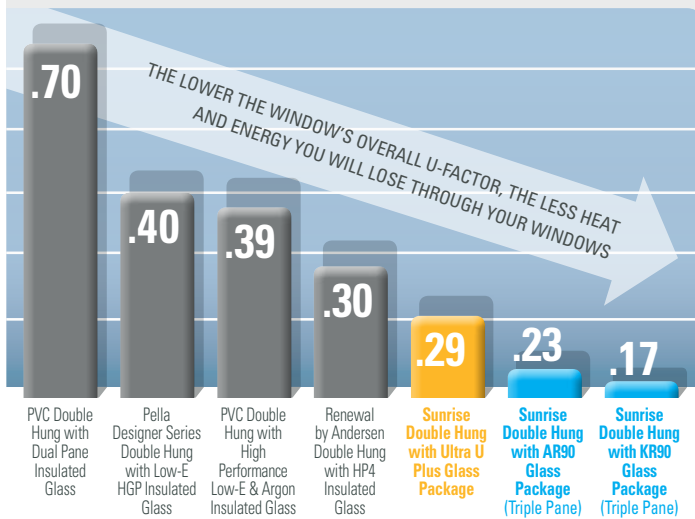


# Efficiency Ratings

## Heat Loss Reduction

U-factor is one of the most important measurements in determining the energy efficiency of a window. This rating specifies how much heat a window, including the frame, glass, and insulating materials, allows in or out of the house — with lower numbers indicating better insulation. U-factor is important wherever you live, but is a primary concern in colder climates. Sunrise offers windows with U-factors as low as .17.

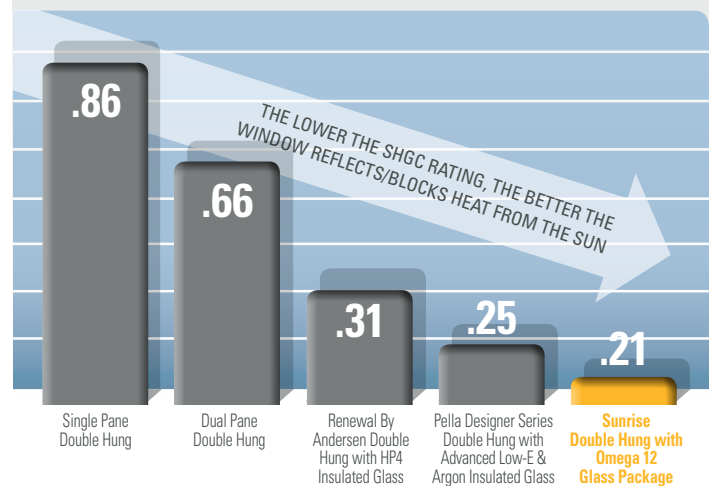
### RESIDENTIAL U-FACTOR RATINGS



## Heat Gain Resistance

In warm climates, however, another important heat rating to consider is Solar Heat Gain Coefficient (SHGC). SHGC ratings specify how well an insulated glass unit resists or blocks heat gain caused by the sun — with lower numbers indicating greater resistance.

### SOLAR HEAT GAIN (SHGC) RATINGS BASED ON WHOLE UNIT TESTING

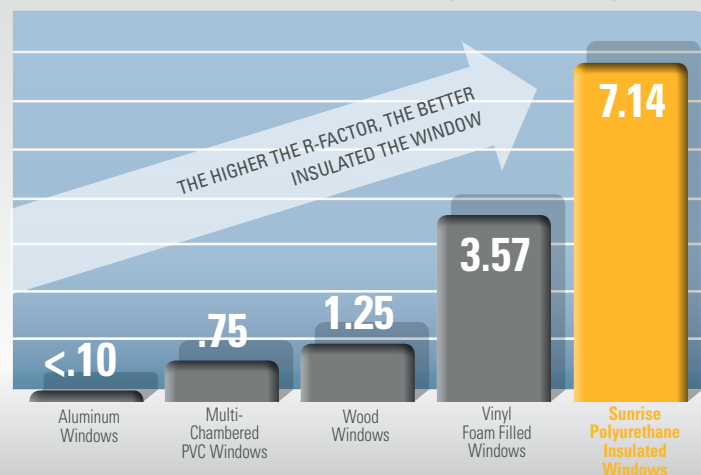


U-factor and Solar Heat Gain Coefficient results were researched and found on the National Fenestration Rating Council's (NFRC) website, [www.nfrc.org](http://www.nfrc.org), and are part of the public access information recorded on the site's Certified Products Directory. Overall Residential U-factor Ratings for Sunrise Windows Double Hung windows are in accordance with NFRC 400/ASTM E283 procedures for determining fenestration product U-factor and SHGC ratings.

## Energy Protection

While the U-factor and SHGC are used to express the insulation value of windows, R-factor is used for insulation in most other parts of the building envelope (walls, floors, roofs); and as it pertains to windows, it relates to the frame and sash. Sunrise injects our window and sliding patio door frames with polyurethane — the same type of insulation used in residential refrigerators — to provide some of the most energy efficient, highest rated windows in the industry.

### R-FACTOR RATINGS FOR WINDOW FRAME MATERIALS (PER LINEAL INCH)



“

We had 21 windows and one patio slider installed exactly 1 year ago, and with this winter we had in Michigan, these windows made a huge difference. Our gas bills went down quite a bit, furnace ran less, and house temp was more consistent. Also, the triple panes made a huge difference; in summer the back of the house would be 20-30 degrees hotter from 3-7pm and now it's the same as the rest.

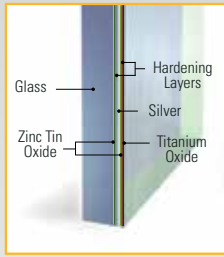
”

# Glass Packages

DUAL PANE GLASS

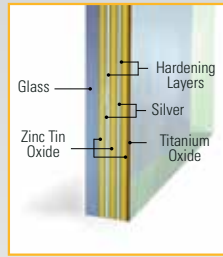
## Passive U

A 7/8" overall dual glazed insulated glass unit featuring our exclusive Passive U glass, the MAXEdge™ spacer system, and an air space filled with high density argon gas. The Passive U coating structure is composed of six layers of high performance reflective metallic shields. With Interior Low-E Option: Passive U<sup>2</sup>



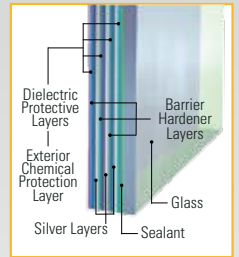
## Ultra U Plus

A 7/8" overall dual glazed insulated glass unit featuring our exclusive Ultra U Plus glass, the MAXEdge™ spacer system, and an air space filled with high density argon gas. The Ultra U Plus coating structure is composed of eight layers of high performance reflective metallic shields. With Interior Low-E Option: Ultra U Plus<sup>2</sup>



## Omega 12

A 7/8" overall dual glazed insulated glass unit featuring our exclusive Omega 12 glass, the MAXEdge™ spacer system, and an air space filled with high density argon gas. The Omega 12 coating structure is composed of twelve layers of high performance reflective metallic shields. With Interior Low-E Option: Omega 12<sup>2</sup>



	Passive U (P2100a)	
	U-FACTOR	SHGC
Double Hung	0.29	0.49
Casement	0.27	0.45

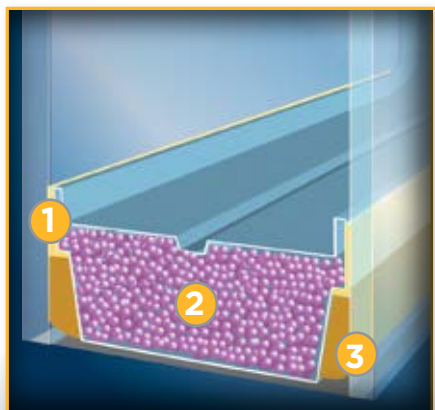
	Passive U <sup>2</sup> (P2210a)	
	U-FACTOR	SHGC
Double Hung	0.24	0.48
Casement	0.23	0.44

	Ultra U Plus (N2100a)	
	U-FACTOR	SHGC
Double Hung	0.28	0.28
Casement	0.27	0.26

	Ultra U Plus <sup>2</sup> (N2210a)	
	U-FACTOR	SHGC
Double Hung	0.24	0.28
Casement	0.23	0.26

	Omega 12 (S2100a)	
	U-FACTOR	SHGC
Double Hung	0.27	0.21
Casement	0.26	0.19

	Omega 12 <sup>2</sup> (S2210a)	
	U-FACTOR	SHGC
Double Hung	0.24	0.21
Casement	0.22	0.19



## Dual Pane IGU System

- 1 » **Polyisobutylene (PIB) Seal Barrier** is the first layer of the dual-seal system. Prevents moisture from penetrating the insulated glass unit, and also retains argon gas in the airspace.
- 2 » **Desiccant beads** fill the MAXEdge™ spacer for an additional layer of vapor protection to further protect the window against moisture getting between the panes.
- 3 » **Secondary Silicone Barrier** is the second layer in the dual-seal system. Creates a weatherable, structural bond that adheres the glass to the spacer, and retains its strength during expansion and contraction cycles.



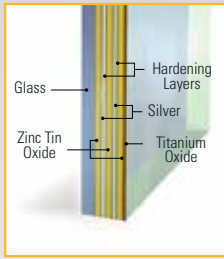
All Sunrise glass systems are licensed and certified in accordance with the NFRC Certification Program, as well as verified to meet or **EXCEED PERFORMANCE GUIDELINES** for every climate zone of the ENERGY STAR program.



TRIPLE PANE GLASS

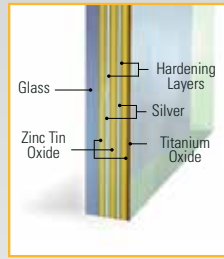
**AR90**

A 7/8" overall triple glazed insulated glass unit made up of two panes of Ultra U Plus glass (coated with eight layers of high performance reflective metallic shields) and one pane of clear glass. Complete with the MAXEdge™ spacer system and two chambers filled with high density argon gas. With Interior Low-E Option: AR90<sup>2</sup>



**KR90**

A 7/8" overall triple glazed insulated glass unit made up of two panes of Ultra U Plus glass (coated with eight layers of high performance reflective metallic shields) and one pane of clear glass. Complete with the MAXEdge™ spacer system and two chambers filled with high density krypton gas. With Interior Low-E Option: KR90<sup>2</sup>



The ENERGY STAR Most Efficient designation identifies products that represent the leading edge in energy efficiency among those that qualify for the ENERGY STAR program. Look for the ★ to quickly identify the Sunrise glass packages that meet qualify for this elite designation.



AR90 (N3200a)		
	U-FACTOR	SHGC
Double Hung	0.22	0.22
Casement	0.21	0.20

AR90 <sup>2</sup> (N3310a)		
	U-FACTOR	SHGC
Double Hung	0.20	0.22
Casement	0.19	0.20

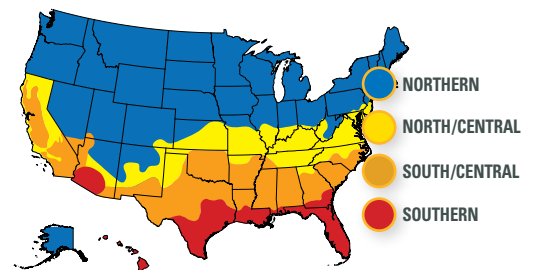


KR90 (N3200k)		
	U-FACTOR	SHGC
Double Hung	0.18	0.22
Casement	0.17	0.20


KR90 <sup>2</sup> (N3310k)		
	U-FACTOR	SHGC
Double Hung	0.16	0.22
Casement	0.16	0.20

ENERGY STAR Climate **Zone** Map



**Maximum Efficiency**

A 7/8" overall triple-glazed insulated glass unit with two panes of Ultra U Plus glass and one pane of sound absorbing glass sandwiching two chambers filled with high density argon gas is combined with a polyurethane foam frame to create the AR90 and KR90 Glass Systems and achieve an R-5 rating.




Sunrise offers a series of high performance **INSULATED GLASS SYSTEMS** that are engineered to provide maximum thermal efficiency and comfort no matter where you may live.

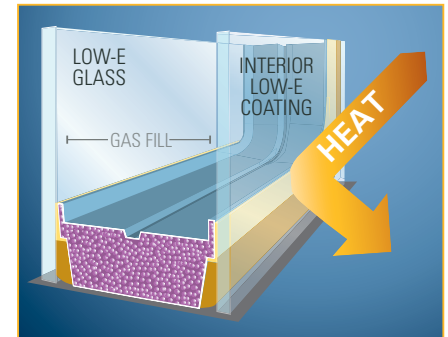
# Comfort Options for Glass

## Keeping Heat Inside with Interior Low-E

Similar to what is used on premium cell phones and tablets, Sunrise's optional Interior Low-E coatings are scratch resistant, long lasting and they reflect your home's heat back into the room. Superior thermal performance is delivered using argon or krypton filled cavities and innovative glass coatings. This combination outperforms conventional windows to keep your home comfortable at any temperature, but is primarily beneficial in climate zones where insulation (U-factor) is the primary concern.



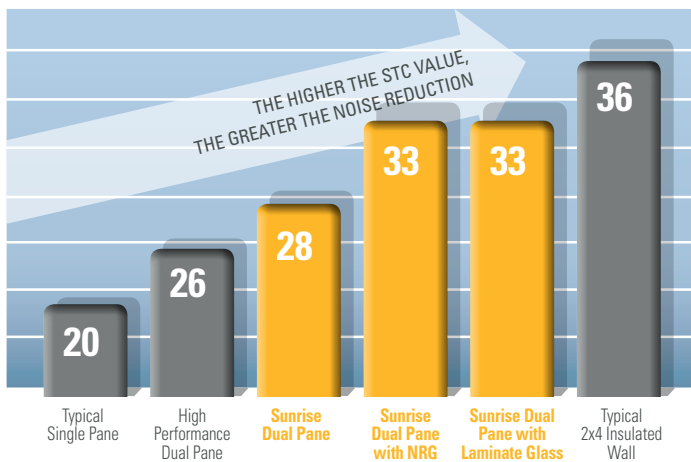
- » **Exceeds** 2017 ENERGY STAR standards
- » **Improves comfort** when weather turns cold
- » **Consistent, long-lasting** comfort and performance
- » **Durable**, scratch resistant, and easy to clean
- » **Lifetime Warranty** covers the entire window, including the glass
- » **Available together** with N-Series or P-Series glass packages



## Keeping Unwanted Sounds Outside with Noise Reduction Glass


The world around us is filled with unwanted sounds, such as barking dogs, loud conversations, lawn mowers, and traffic noise. These sounds can travel into your home through or around windows and doors, disrupting your peace and quiet. Sunrise offers the Noise Reduction Glass option that not only provides superior energy performance, but noise reduction as well — at a fraction of the cost of traditional sound abatement options.

### SOUND TRANSMISSION CLASSIFICATION FOR DOUBLE HUNG WINDOWS



CHANGES IN STC RATING	CHANGES IN APPARENT LOUDNESS
+/- 1	Almost imperceptible
+/- 3	Just perceptible
+/- 5	Clearly noticeable
+/- 10	Twice (or half) as loud

Sound reduction in windows and doors is tested and most commonly rated for comparison using a Sound Transmission Class (STC) rating. Sunrise windows are tested and rated to ASTM E(90) for Sound Transmission (test sizes per ASTM E1425). STC ratings will vary by product type. The higher the rating value the greater the sound reduction. Data compiled from [stcratings.com](http://stcratings.com)



Specialty glass options, like Interior Low-E or **NOISE REDUCTION GLASS (NRG)** improves the comfort and efficiency of a home.



# Comfort & Convenience Options



## Between the Glass

SunBlinds® adjustable mini blinds are actually sealed between the panes of glass, offering easier maintenance, added style, and improved comfort in your home.

SunBlinds® are available in five distinctive slat colors and two operation styles (Tilt-Only or Lift and Tilt) to complement the window style you've selected. SunBlinds® can also be installed in Sunrise Sliding Patio Doors.

\*SILVER NOT AVAILABLE IN TILT-ONLY STYLE.



ADJUST BLINDS WITHOUT REMOVING THE SCREEN WITH OUR EXCLUSIVE, PATENTED TILT-ONLY BLIND OPERATOR VALANCE FOR CASEMENTS AND AWNINGS



MAGNETIC LIFT & TILT SIDE SLIDE OPERATOR IS STANDARD FOR 5' AND 6' X 6'8" SLIDING DOORS WITH SUNBLINDS®. ALSO AVAILABLE FOR CUSTOM SIZES.



## Self-Cleaning Glass


SolarClean™ self-cleaning glass combines technologies that allow the sun's ultraviolet rays and the sheeting characteristics of the glass to break down the adhesion of dirt and debris from the glass, while rain or a light water spray rinses it away. SolarClean™ offers minimal maintenance; less spotting and streaking. Best of all, it's guaranteed for life.



## Specialty Screening Options



OptiView™ Sheer Screen allows for a clearer view, better insect protection, better airflow and enhanced curb appeal.



## PetTough Screen

PetTough Screen is made of a strong, vinyl-coated polyester that resists damage by dogs and cats while being complete pet-friendly.



We loved our (Sunrise) Bay windows. And, now we have Sunrise Windows in our entire home. We have one window that is original from when our home was built in 1963. You can bet it'll be a Sunrise some day!



# CRAFTSMANSHIP to Last a Lifetime

## Made to Withstand the **Test of Time**

Focus on providing customers the most options. Concentration on maximizing comfort in the home. Pride in quality and craftsmanship. All of this is made even more meaningful by providing **the best warranty in the business**. Our warranty covers the entire window – the frame, the insulated glass unit, the interior and exterior finishes, the hardware – and it's fully transferable to a second property owner, giving peace of mind for generations to come.

### WARRANTY COMPARISON

	WINDOWS OR DOOR FRAME, HARDWARE, MOVING PARTS	INSULATED GLASS	SCREEN
Andersen Windows and Doors Limited Warranty	10 years	20 years	10 years
Renewal by Andersen Limited Warranty	10 years	20 years	10 years
Marvin Wood and Clad/Wood Window and Door Limited Warranty	10 years	20 years	10 years
Pella Wood Window and Door Limited Warranty	10 years	20 years	10 years
<b>Sunrise Window and Sliding Door Lifetime Non-Prorated Transferable Warranty</b>	<b>Lifetime Non-Prorated</b>	<b>Lifetime Non-Prorated</b>	<b>Lifetime Non-Prorated</b>

Andersen is a registered trademark of Andersen Corporation. Renewal by Andersen is a registered trademark of Andersen Corporation. Marvin is a registered trademark of Marvin Lumber and Cedar Company (Marvin). Pella is a registered trademark of Pella Corporation.



200 Enterprise Drive | Temperance, MI 48182

[WWW.SUNRISEWINDOWS.COM](http://WWW.SUNRISEWINDOWS.COM)

734.847.8778