



SERIES





Enhance your home in endless ways with Pro Series windows!

Pro Windows from SoftLite allow you to create precisely the look and feel you've always wanted for your home! Whether you've dreamed of a panoramic view of the outdoors, new windows in unique shapes or colors, or are focused on more practical concerns such as improved efficiency and better protection, Pro Windows can meet your needs.

Luxurious, One-of-a-Kind Style

Pro Windows offer several options that provide you practically limitless ways to design your new windows. Distinctive specialty shapes, classic wood grain interiors, a rainbow of exterior colors, stunning decorative glass styles and much more. Create new windows that match your decor, inside and out, and add a new level of style and beauty to your home.

Cost-Saving Energy Efficiency

If you're searching for windows that will reduce drafts and make your home more airtight and comfortable, Pro Windows are an ideal choice. These products are designed and built to provide unsurpassed thermal efficiency. You'll love the cozy way your home feels as well as the year-round savings you'll experience on your heating and cooling bills.

Intruder-Resistant Protection

Pro Windows are some of the safest, most secure products you can purchase for your home. They offer long-lasting durability and exceptional strength to keep your home and family safe and well-protected. In addition, you can rest assured that you're getting one of the most reliable windows on the market that will last for decades and require little maintenance.

Standard features for affordable durability, efficiency, and beauty.




- 1 Fusion-welded sashes and frame are built to be exceptionally strong and durable, which helps reduce air and water infiltration.
- 2 Full beveled head provides a consistent, contemporary appearance around the head and jambs of the window.*
- 3 Integral lift rail features comfortable, ergonomic design and is significantly stronger and more durable than snap-in lift rails.
- 4 Super Spacer® metal-free warm-edge sealing system provides optimal reduction of heat and cold transfer around the glass perimeter.*
- 5 Certa-Force™ balance system provides smooth and easy operation of double-hungs — and never requires lubrication or adjustment.*
- 6 Low-profile tilt latches on double-hungs are easy to use and make cleaning a breeze.
- 7 Screen latch locks screen in place and is aesthetically pleasing.*
- 8 Comfort Foam R-5 expanding polyurethane foam insulates sash and frame extrusions, improving overall thermal efficiency*

* Feature not shown in photo


AAMA Gold Label Certification	
Air:	0.08 cfm at 25 mph — 4.3 times better than industry minimum of 0.30 cfm
Structural:	DP 50 171 mph — 82% stronger than industry minimum of 94 mph



Dura-Sill™ engineered sloped sill, featuring a double-wall sill dam, creates a super-strong bond between sill and jamb for maximum weather protection.



Super-strong, durable reinforcement prevents meeting rails from warping and improves durability.



Delta heavy-duty lock secures sashes for maximum security and weather protection.



Easy-to-use, low-profile vent latches limit how far the sashes can open. Windows can still be vented but limited to help deter entry.

ENERGY STAR® Options

SoftLite purchases the best available glass products from leaders in the industry that focus exclusively on glass fabrication. Our technologically advanced insulating glass systems are tailored to best perform in each climate region. This ensures your windows will provide the best possible thermal performance for your home, which will save you money on energy costs. Below is a sampling of available glass packages, including packages that qualify for ENERGY STAR® 7.0.

Low-E Double-Pane - Super Spacer®			
Double-hung windows with Low-E, double-strength glass and argon gas.			
U	S	V	C
0.28	0.28	0.53	59
Thermal Low-E Double-Pane - Super Spacer			
Double-hung windows with Solar Low-E, double-strength glass and argon gas.			
U	S	V	C
0.24	0.26	0.48	47
Ultra Triple-Pane - Super Spacer			
Double-hung windows with two Low-E coatings, single-strength glass and argon gas.			
U	S	V	C
0.22	0.24	0.42	69
Meets ENERGY STAR® 7.0			
Solar Ultra Triple-Pane - Super Spacer			
Double-hung windows with two solar Low-E coatings, single-strength glass and argon gas.			
U	S	V	C
0.22	0.19	0.38	69
Meets ENERGY STAR® 7.0			

U = U-Factor S = Solar Heat Gain Coefficient V = Visible Transmittance C = Condensation Resistance

ENERGY STAR®

SoftLite Windows & Doors has achieved the elite ENERGY STAR Partner of the Year recognition from the EPA every year since 2014 and has earned the Sustained Excellence award annually since 2016.



AIR INFILTRATION COMPARISON

CFM (cubic feet per minute)	=	GALLONS	=	12 oz. CANS
1 CFM of air leakage per minute		7.5 gallons of air per minute		80 soda cans of air per minute
INDUSTRY STANDARD*		2.25 gallons of air per minute		24 soda cans of air per minute
.30 CFM of air leakage per minute		1.125 gallons of air per minute		12 soda cans of air per minute
Traditional Wood Residential Double-Hung Windows		0.6 gallons of air per minute		6.4 soda cans of air per minute
.23 CFM of air leakage per minute		0.6 gallons of air per minute		6.4 soda cans of air per minute
Traditional Vinyl Residential High-Performance Double-Hung Windows		0.6 gallons of air per minute		6.4 soda cans of air per minute
.15 CFM of air leakage per minute		0.6 gallons of air per minute		6.4 soda cans of air per minute
P SERIES VINYL WINDOWS		0.6 gallons of air per minute		6.4 soda cans of air per minute
.08 CFM of air leakage per minute		0.6 gallons of air per minute		6.4 soda cans of air per minute

Pro Series windows are more than 2 times more airtight than traditional wood residential double-hung windows.

*INDUSTRY STANDARD: AAMA® (American Architectural Manufacturers Association®) has set the Industry Standard for Maximum Allowable Air Infiltration at 0.30 CFM (cubic feet per minute) during a 25 MPH wind. This is equal to 2.25 gallons or 24 soda cans of air leaking through the window every minute!

**References valid as of Oct. 1, 2023, based on our competitor's websites and independent testing.

Pro Series windows proudly carry the AAMA Gold Label, which means that they meet stringent performance standards for air and structural load.



Styles to fit your needs

Pro Series Windows are available in practically every window operating style. From traditional double-hungs and sliders to room-expanding bow and bay windows to easy-to-operate casements and awnings, there is a style perfect for each room of your house. Replace your old windows with the same window type or give your home a fresh new look and feel with something new.



1. DOUBLE-HUNG

SoftLite double-hung windows feature two operating sashes — with an optional full screen. Both the top and bottom sashes open for optimum ventilation. Their stylish beauty enhances the look of any home and their thermal performance provides energy efficiency. Plus, the tilt-in sashes make cleaning and maintenance a breeze.

2. CASEMENT AWNING & HOPPER

Casements allow you to catch fresh breezes with an uninterrupted view. Open to a full 90° with a simple turn of a handle for easy cleaning. The single-lever lock activates multiple locking points to ensure security. Casements open out to the side, awnings are top-hinged and open out, and hoppers hinge at the bottom and pull inward. Available as both horizontal or vertical multi-lites.

3. SLIDER

Sliding windows are beautifully designed to provide an unobstructed view, yet built tough for decades of smooth operation. Choose from 2- or 3-lite sliders for a combination that works for you.

4. BOW & BAY

The three-dimensional effects of a bow or bay window will enhance the look of any room by adding space, light and viewing area to your home. You can choose from 3- to 5-lite configurations with casement, double-hung or picture windows, and a wide selection of options.

5. PICTURE & SHAPES

Pro Series picture windows are available in many specialty shapes and sizes, all custom built to perfectly fit uniquely shaped openings. Choose from a huge array of shapes from circle-tops to pentagons to octagons and much more. These are typically fixed-lite (non-operational) windows.

6. PATIO DOOR

Our stunning sliding patio doors will make your home more beautiful and energy-efficient. Our patio doors are designed for long-lasting durability and smooth operation with an array of options to customize the thermal efficiency and appearance.

CONNECT WITH US!



www.soft-lite.com



VINYL COLORS

INTERIOR/EXTERIOR



SOFT-WHITE



BEIGE

WOOD GRAIN


INTERIOR COLORS*



BRAZILIAN



LIGHT OAK



MEDIUM OAK



CHERRY

*WOOD GRAINS ARE AVAILABLE ON ALL WHITE WINDOWS OR BEIGE DOUBLE-HUNG WINDOWS

GRIDS

Flat grids



Contour grids



Internal grids give your windows the look and feel of true divided-lite windows — without the hassle! Because they're between the glass panes, these grids allow for easy cleaning. Available in flat or contoured designs in regular or wide widths and in several distinctive patterns, colors, and wood grains. *(wide width only available in certain colors and patterns)*

SURE-COAT

STANDARD EXTERIOR PVC BOND COLORS



BLACK 09



ALMOND 20



BRONZE 21



ROYAL BROWN 24



TERRATONE 53



SIERRA 83

SCREENS



Flex Screen features a cutting-edge, PVC-coated, high-performance spring steel frame. It is hidden in the window screen pocket, making it beautifully invisible and drastically improving sightlines. *(Optional on select double-hungs and sliders with exterior PVC bond colors.)*

LIFETIME WARRANTY

Our Lifetime Warranty is designed to protect your investment and our reputation. It guarantees that our windows will not rot, rust, warp, pit, corrode or blister, and that our vinyl colors will remain true for the life of your home. Our Lifetime Warranty is non-prorated and is fully transferable. We also warrant all moving parts and the hermetically insulated seal against defects in materials or workmanship. Additionally, we offer the ultimate in protection with a lifetime glass breakage rider for extra peace of mind. Ask your SoftLite representative for a copy of the warranty to review specific terms and conditions.

PRO SERIES AUTHORIZED DEALER

